

TH series

Single-axis throttle joysticks

Distinctive features and specifications



- Rugged, hand operation
- Hall effect sensing
- Single axis friction clutch operation
- Optional mechanical detents and/or microswitches
- Redundant outputs available

MECHANICAL

- Break Out Force : 6.6N (1.50lbf)
- Operating Force: 7.7N (1.70lbf)
- Mechanical Angle of Movement: 70°
- Expected Life: 10 million cycles
- Mass/weight: Varies
- Material: Glass reinforced nylon
- Lever Action (Centering): Friction

ELECTRICAL

- Sensor: Hall effect
- Supply Voltage Operating: 5.00VDC
- Reverse Polarity Max: -14.5VDC
- Overvoltage Max: 18VDC
- Output Impedance: 6Ω
- Current Consumption Max: 10mA

ENVIRONMENTAL

- Operating Temperature: -25°C to 70°C (-13°F to 158°F)
- Storage Temperature: -40°C to 70°C (-40°F to 158°F)
- EMC Immunity Level (V/M): IEC 61000-4-8:2009
- EMC Emissions Level: IEC 61000-4-3:2006
- ESD: IEC 61000-4-2:2008

ELECTRICAL MICROSWITCH

- Electrical rating: 0.1 A at 30 VDC (resistive load)
- Insulation resistance: 100 MΩ min. (at 500 VDC)
- Contact resistance: 100 mΩ max.
- Dielectric strength:
600 VAC, 50/60 Hz for 1 min between terminals of the same polarity
1,000 VAC, 50/60 Hz for 1 minute between current-carrying metal parts and ground, and between each terminal and non-current-carrying metal parts
- Vibration resistance: Malfunction: 10 to 55 Hz, 1.5-mm double amplitude
- Shock resistance:
Destruction: 1,000 m/s² (approx. 100G) max.
Malfunction: 200 m/s² (approx. 20G) max.
- Durability: Mechanical: 1,000,000 operations min. (60 operations/min)
Electrical: 100,000 operations min. (30 operations/min)

STANDARD SWITCH CHARACTERISTICS/RATINGS

- Electrical Resistive Load: 5A (depending on the chosen switch)
- Electrical Inductive Load: 3A (depending on the chosen switch)
- Low Level: 10mA @ 30mV (depending on the chosen switch)
- Electrical Life: 1 million cycles 5A @ 28 VDC resistive snap-action (depending on the chosen switch)
- Mechanical Life: 1million cycles
- Environmental Seal: IP67
- Action: Momentary, snap-action
- Operating Force: 1.7 lbs ± 0.5 lb
- Total Travel: 0.080 inches max
- Over Travel: 0.010 inches min

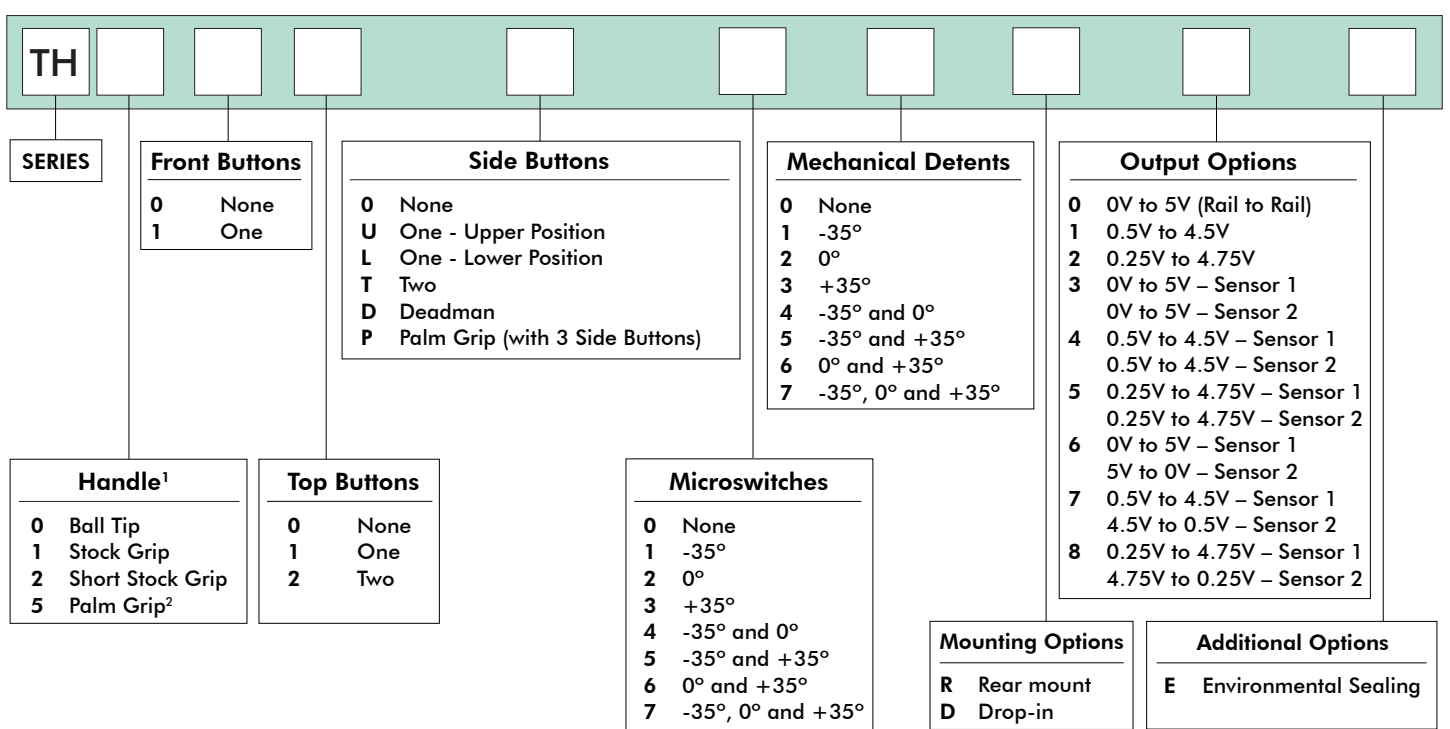
NOTES:

- All values are nominal.
- Exact specifications may be subject to configuration.
- Contact Technical Support for the performance of your specific configuration.
- * Excludes some handle options.

TH series

Single-axis throttle joysticks

Overview



NOTES:

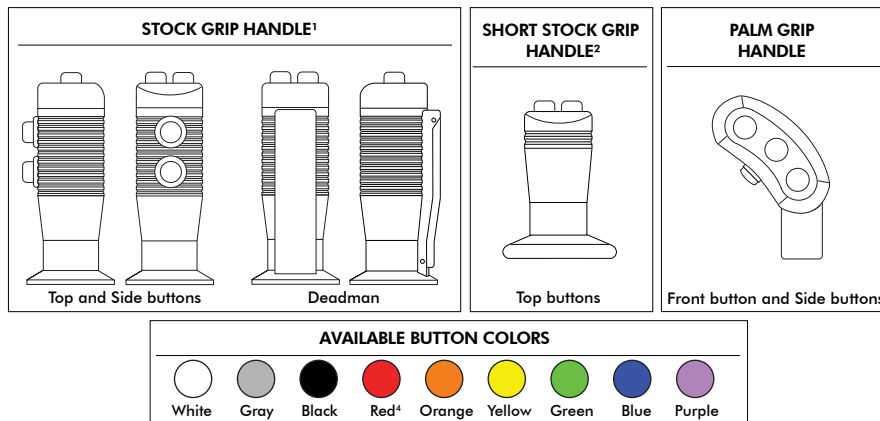
1. See information on standard configurations for throttle handles.
2. Palm Grip handle requires Drop-in mounting.



Up to IP65 (dependent on configuration)



Mounting accessories. Standard hardware includes: 1 gasket, 4 screws (10-32x3/4 Phillips Flat Head), 4 washers (#10 Split Lock), 4 nuts (10-32 Hex). The gasket and the mounting hardware are shipped off the throttle, in a separate bag.



NOTES:

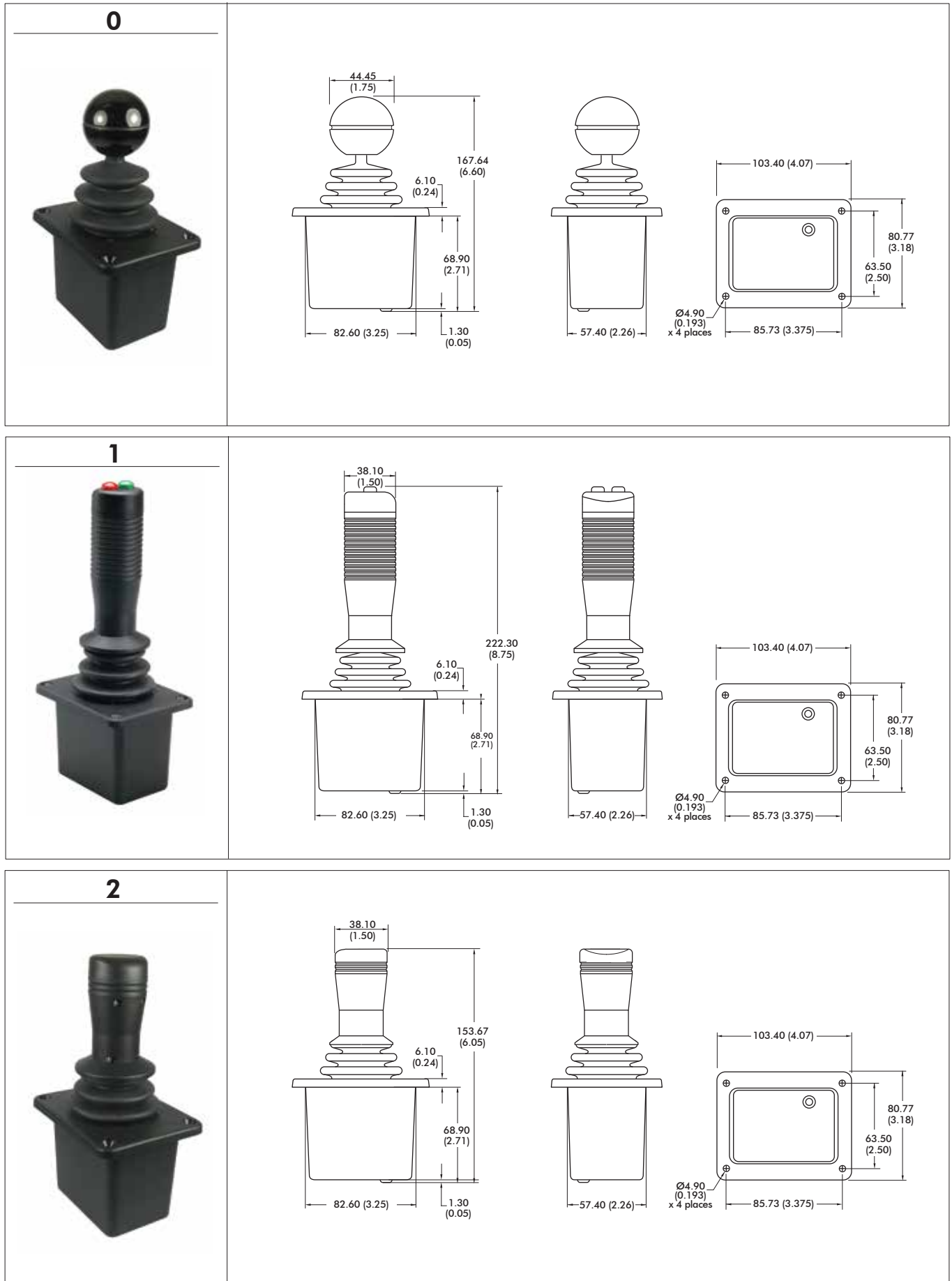
1. The maximum possible configuration for the Stock Grip handle is up to 2 Top Buttons and 2 Side Buttons.
2. The maximum possible configuration for the Short Stock Grip handle is up to 2 Top Buttons. It is not possible with Deadman, Index Trigger, or Side Buttons.
3. For non-standard configurations contact Technical Support.
4. If unspecified, the pushbuttons will have snap action momentary switches with red button caps.

Note: The company reserves the right to change specifications without notice.

TH series

Single-axis throttle joysticks

Overview

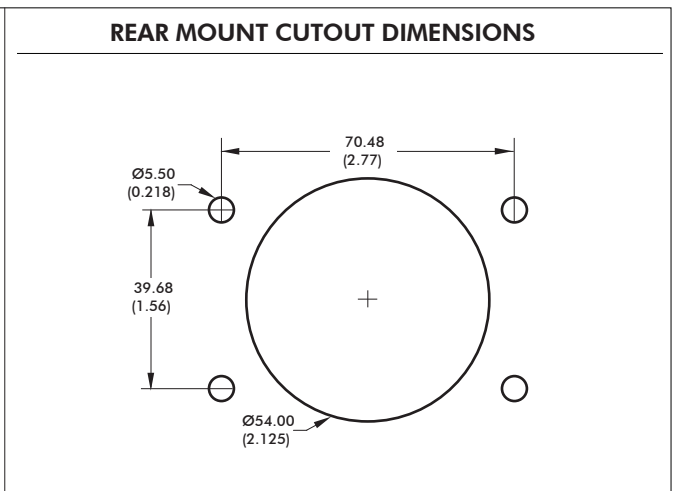
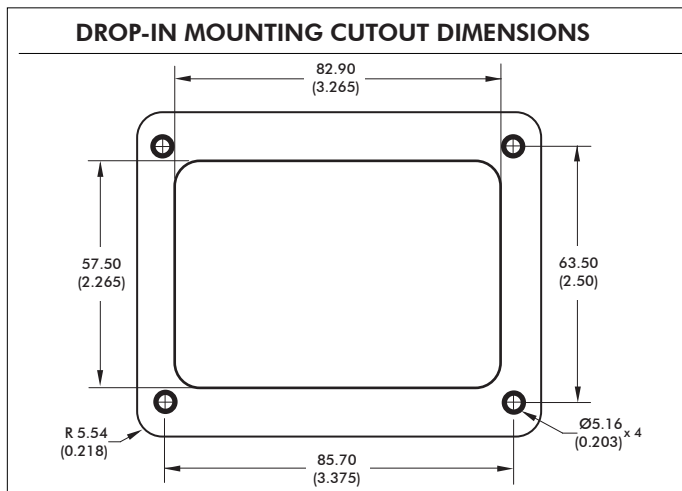
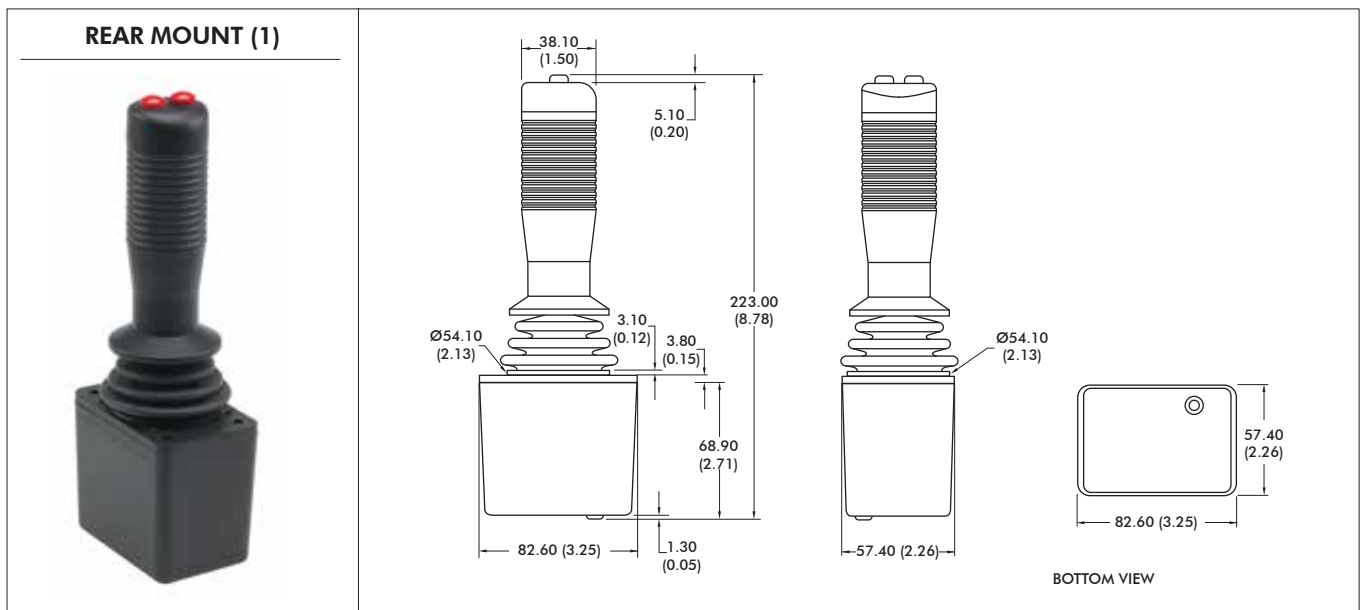
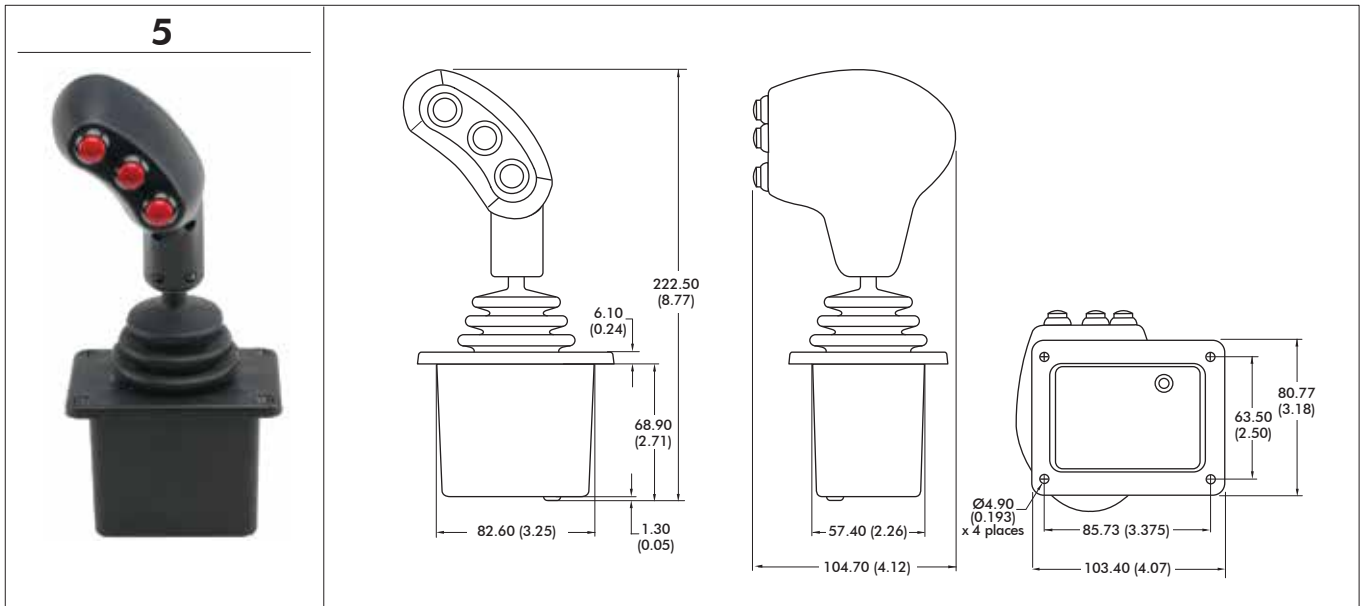


Note: The company reserves the right to change specifications without notice.

TH series

Single-axis throttle joysticks

Overview



NOTE:

1. Dimensions are in mm/(inch).

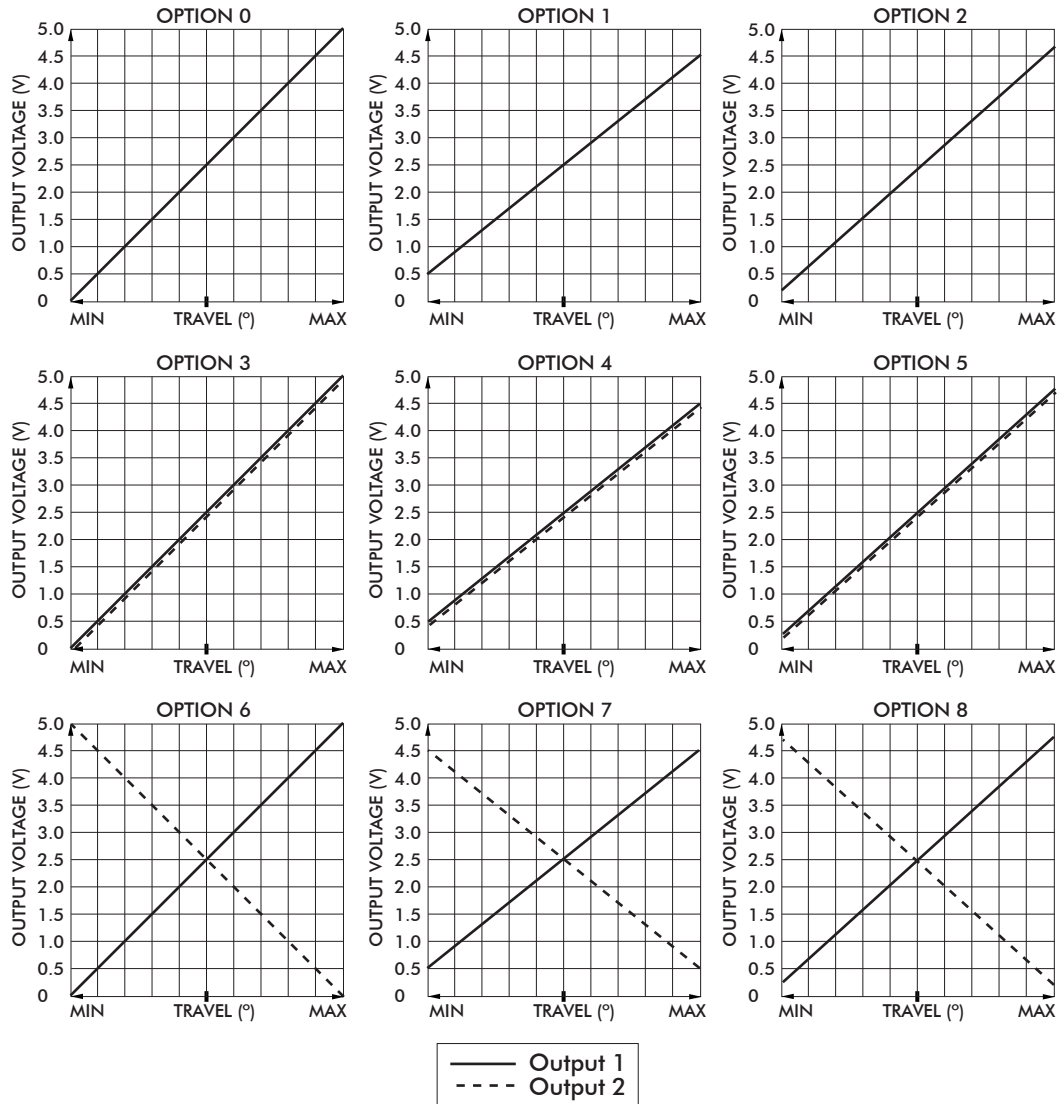
Note: The company reserves the right to change specifications without notice.

TH series

Single-axis throttle joysticks

Overview

VOLTAGE OUTPUT OPTIONS



Note: The company reserves the right to change specifications without notice.